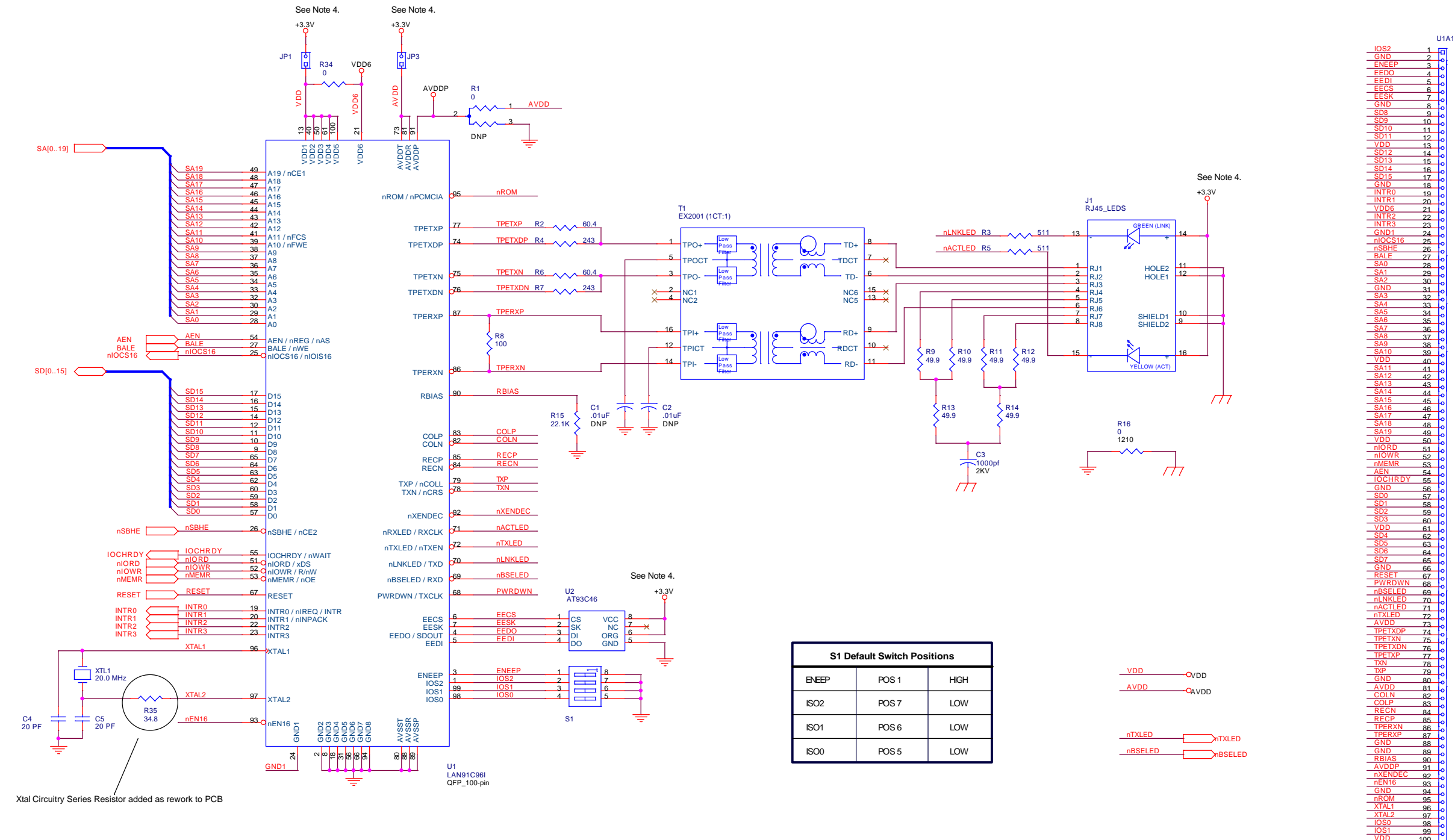


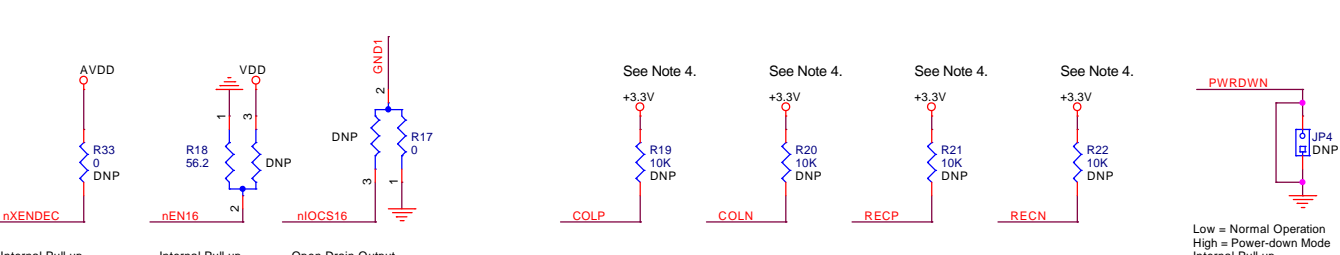
SMSC LAN91C96I +5V Evaluation Design

Assembly No. 6254 Revision A3

Rev	ECN Description	Date
A	Release	5-24-02
A1	Change value of R2, R4, R6 & R7	5-30-02
A2	Change value of R15	6-4-02
A3	Added Xtal Circuitry Series Resistor as rework to PCB	9-10-03



Switch	Position	Mode
ENEPP	POS 1	HIGH
ISO2	POS 7	LOW
ISO1	POS 6	LOW
ISO0	POS 5	LOW



Circuit Diagrams utilizing SMSC Products Are Included As A Means Of Illustrating Typical Semiconductor Applications: Consequently Complete Information Sufficient For Construction Purposes Is Not Necessarily Given. The Information Has Been Carefully Checked And Is Believed To Be Entirely Reliable. However, No Responsibility Is Assumed For Inaccuracies. Furthermore, Such Information Does Not Convey To The Purchaser Of The Semiconductor Devices Described Any License Under The Patent Rights Of SMSC Or Others. SMSC Reserves The Right To Make Changes At Any Time In Order To Improve Design And Supply The Best Product Possible.

smc
 STANDARD MICROSYSTEMS CORPORATION

80 Arkay Drive
 PO Box 18047
 Hauppauge, NY 11788-8847

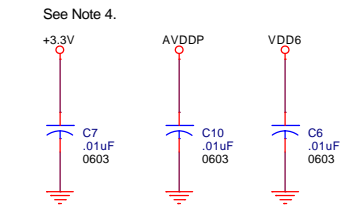
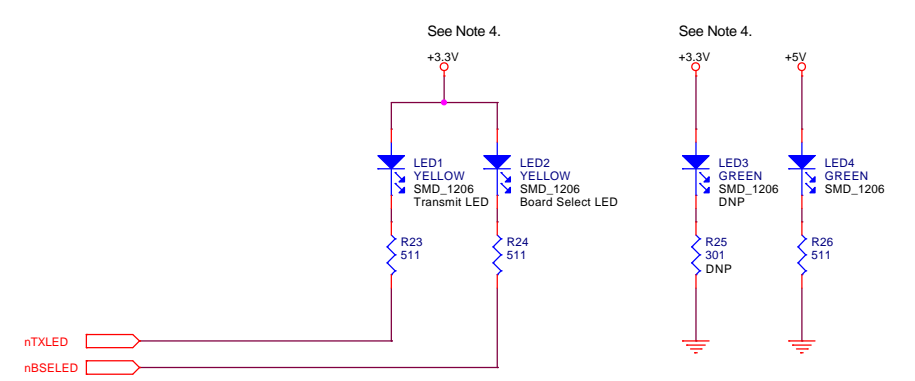
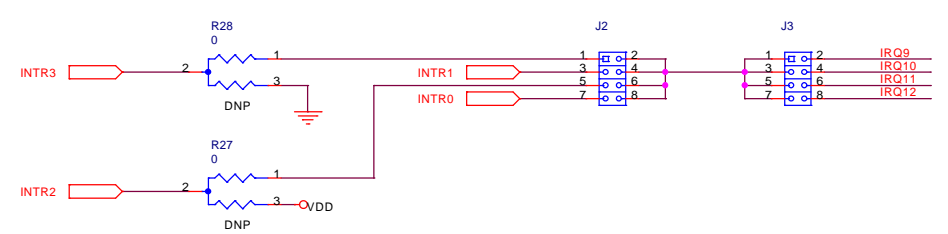
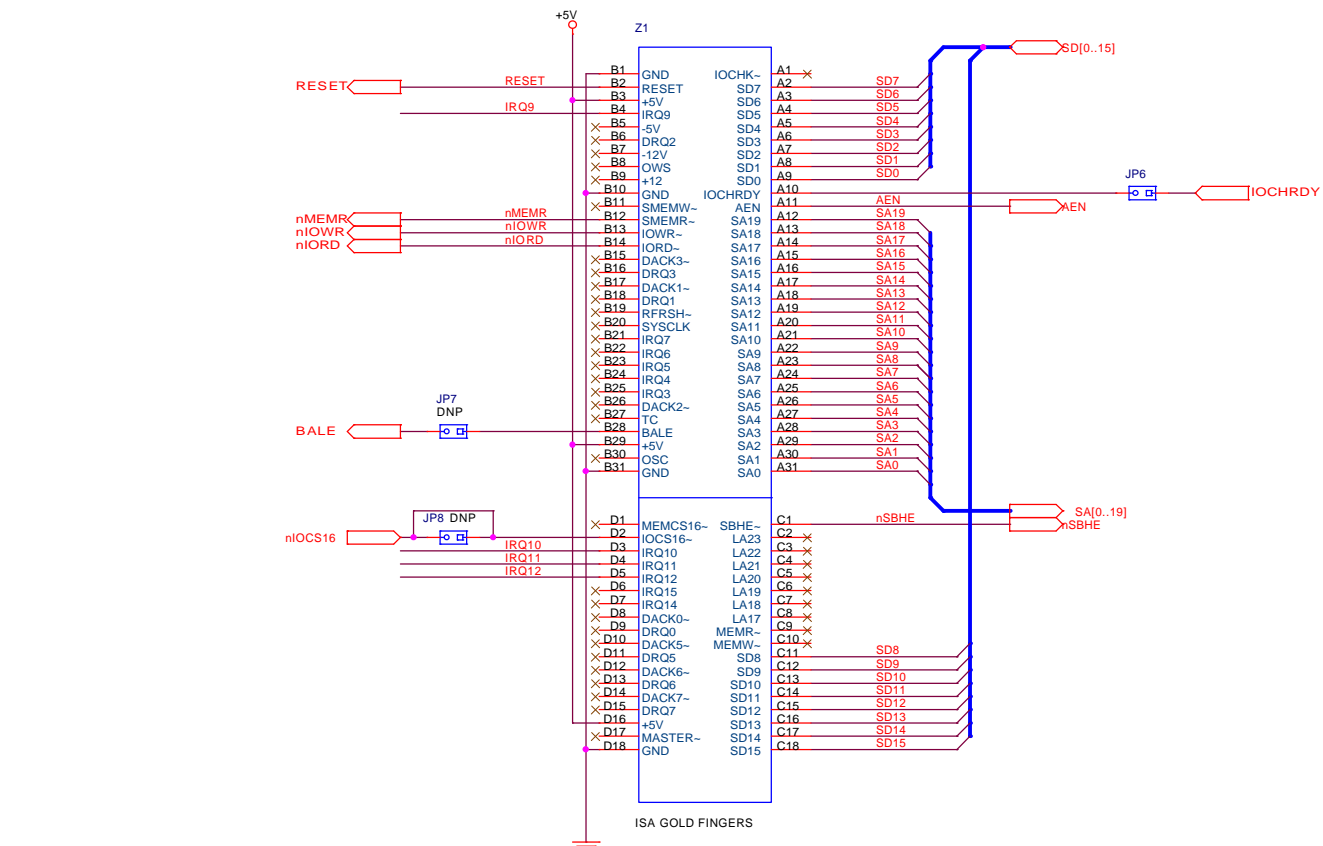
File: LAN91C96I +5V Operation

Size C	Engineer	Assembly No. 6254	Rev A3
--------	----------	-------------------	--------

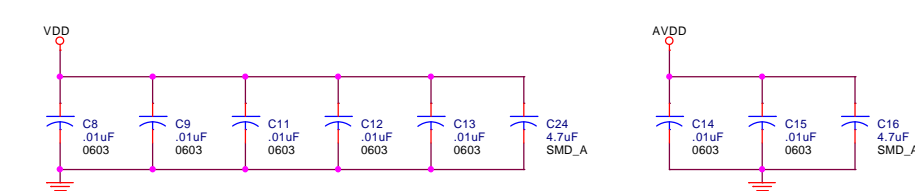
Date: Friday, March 05, 2004 | Sheet 1 of 2

SMSC LAN91C96I +5V Evaluation Design

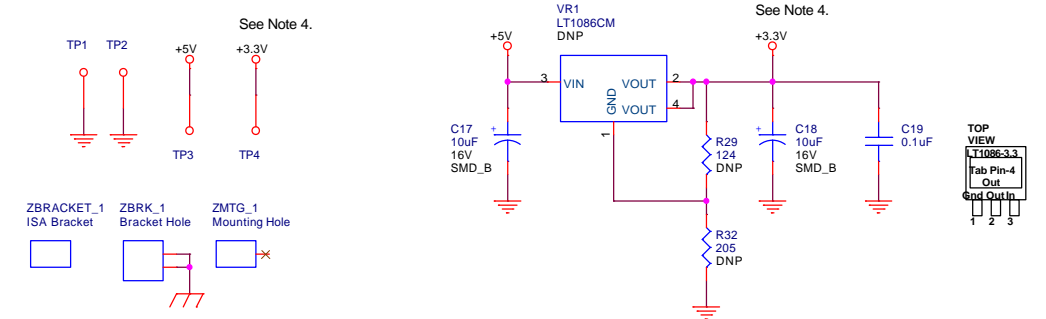
Assembly No. 6254 Revision A3



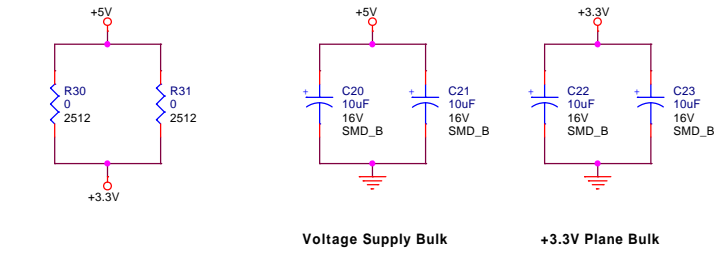
Decoupling Capacitors



+3.3V VOLTAGE REGULATION (Not Installed in This Assembly)



+5V Supply Shorted to +3.3V



Notes:

1. Daughter Board Footprint to accept both Assy No. 6072 (100-pin TQFP and Assy No. 6087 (100-pin QFP)
2. There are (5) 3-position jumper options on the board. All (5) default to the 1-2 position indicated with the band demarcation.
3. All components, unless otherwise indicated, are SMD_0805 size.
4. +3.3V Power connections are shorted to the +5V ISA supply through R30 & R31.

		80 Arky Drive PO Box 18047 Hauppauge, NY 11788-8847	
		LAN91C96I +5V Operation	
File	Engineer	Assembly No.	Rev
C		6254	A3
Date:	Friday, March 05, 2004	Sheet	2 of 2